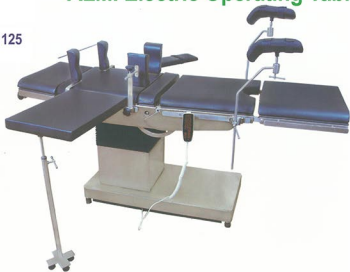


# ALMI Electric Operating Table Series

ALMI - 125



## Technical Specifications

Dimension	1975 mm x 533 mm $\pm 10$ mm
Adjustable Height	815 mm to 1065 mm $\pm 10$ mm
Trendelenburg	$25^{\circ} \pm 3^{\circ}$
Reverse Trendelenburg	$30^{\circ} \pm 3^{\circ}$
Lateral Tilting Position	$25^{\circ}$ bothside $\pm 2^{\circ}$
Lifting Position	250 mm $\pm 10$ mm
Flex Position	$85^{\circ}$
Reflex Position	$220^{\circ}$
Head Plate	$20^{\circ}$ up $90^{\circ}$ down
Top Slide Stroke*	250 mm



Longitudinal Top Slide\*



Hanging Ortho Table \*



Adjustable Height



Trendelenburg &  
Reverse Trendelenburg




Lateral Tilt



Chair Position

# ALMI - 305

## General Surgery Table



### Technical Specifications

Dimension	1880 mm x 500 mm $\pm$ 10mm
Adjustable Height	790 mm to 1040 mm $\pm$ 10mm
Trendelenburg	30° $\pm$ 3°
Reverse Trendelenburg	30° $\pm$ 3°
Lateral Tilting Position	20° bothside $\pm$ 2°
Lifting Position	250 mm $\pm$ 10 mm
Flex Position	90°
Reflex Position	220°
Head Plate	20° up 90° down

# ALMI Other Operating Table Series

## ALMI - 115 C-ARM Operating Table



### Technical Specifications

Dimension	1925 mm x 533 mm $\pm$ 10mm
Adjustable Height	800 mm to 1065 mm $\pm$ 10mm
Trendelenburg	30° $\pm$ 3°
Reverse Trendelenburg	30° $\pm$ 3°
Lateral Tilting Position	25° bothside $\pm$ 2°
Lifting Position	250 mm $\pm$ 10 mm
Flex Position	80°
Reflex Position	220°
Head Plate	20° up 90° down




**ALMI - 505**

## **Premium General Surgery Table**


### **Technical Specifications**

Dimension	1880 mm x 500 mm $\pm 10$ mm
Adjustable Height	800 mm to 1050 mm $\pm 10$ mm
Trendelenburg	$25^{\circ} \pm 3^{\circ}$
Reverse Trendelenburg	$30^{\circ} \pm 3^{\circ}$
Lateral Tilting Position	$20^{\circ}$ bothside $\pm 2^{\circ}$
Lifting Position	350 mm $\pm 10$ mm
Flex Position	$90^{\circ}$
Reflex Position	$120^{\circ}$
Head Plate	$20^{\circ}$ up $90^{\circ}$ down

# ALMI Standard Accessories



Screen Rod/Frame



Arm Rest with Mattress



Arm Board Radiolucent with Stand\*



Lithotomy Crutches



Side & Shoulder Rest with Pad

# ALMI Optional Attachment



Ortho Attachment



Hanging Ortho Attachment

Other Available Attachments :-

1. Neuro Surgery Attachment.
2. Finger Traction Attachment.
3. Spinal Surgery Attachment.